







|  | INKA KOD | INKA TANIM | Koli Adeti | Fiyat Listesindeki KG | LİSTE FİYATI USD/ADT |
|---|---|--------------------------------------|-------------------------------------|-----------------------|----------------------|
|  | CGCR00034 | 1"(34MM)SABİT YİVLİ KAPLİN | 50 | 0,52 | 9,75 |
| | CGCR00042 | 1 1/4"(42MM)SABİT YİVLİ KAPLİN | 45 | 0,61 | 10,86 |
| | CGCR00048 | 1 1/2"(48MM)SABİT YİVLİ KAPLİN | 40 | 0,64 | 10,83 |
| | CGCR00060 | 2"(60MM)SABİT YİVLİ KAPLİN | 35 | 0,72 | 11,06 |
| | CGCR00076 | 2 1/2" (76MM)SABİT YİVLİ KAPLİN | 28 | 0,84 | 11,97 |
| | CGCR00089 | 3"(89MM)SABİT YİVLİ KAPLİN | 20 | 1,25 | 14,25 |
| | CGCR00114 | 4"(114MM)SABİT YİVLİ KAPLİN | 12 | 1,88 | 19,25 |
| | CGCR00140 | 5"(140MM)SABİT YİVLİ KAPLİN | 8 | 2,54 | 29,66 |
| | CGCR00165 | 6" (165MM)SABİT YİVLİ KAPLİN | 6 | 2,71 | 33,34 |
| | CGCR00219 | 8"(219MM)SABİT YİVLİ KAPLİN | 3 | 5,73 | 61,63 |
| | CGCR00273 | 10"(273MM)SABİT YİVLİ KAPLİN | 27 | 9,20 | 133,24 |
| | CGCR00324 | 12"(324MM)SABİT YİVLİ KAPLİN | 22 | 9,77 | 210,12 |
| |  | CGCF00034 | 1"(34MM)ESNEK YİVLİ KAPLİN | 50 | 0,45 |
| CGCF00042 | | 1 1/4"(42MM)ESNEK YİVLİ KAPLİN | 45 | 0,56 | 12,94 |
| CGCF00048 | | 1 1/2"(48MM)ESNEK YİVLİ KAPLİN | 40 | 0,60 | 19,60 |
| CGCF00060 | | 2"(60MM)ESNEK YİVLİ KAPLİN | 35 | 0,65 | 11,76 |
| CGCF00076 | | 2 1/2"(76MM)ESNEK YİVLİ KAPLİN | 28 | 0,86 | 13,67 |
| CGCF00089 | | 3"(89MM)ESNEK YİVLİ KAPLİN | 20 | 1,21 | 15,69 |
| CGCF00114 | | 4"(114MM)ESNEK YİVLİ KAPLİN | 12 | 1,75 | 21,97 |
| CGCF00140 | | 5"(140MM)ESNEK YİVLİ KAPLİN | 8 | 2,52 | 35,58 |
| CGCF00165 | | 6"(165MM)ESNEK YİVLİ KAPLİN | 6 | 2,65 | 38,06 |
| CGCF00219 | | 8"(219MM)ESNEK YİVLİ KAPLİN | 4 | 5,44 | 81,09 |
| CGCF00273 | | 10"(273MM)ESNEK YİVLİ KAPLİN | 27 | 10,81 | 185,67 |
| CGCF00324 | | 12"(324MM)ESNEK YİVLİ KAPLİN | 22 | 9,50 | 251,55 |
|  | | CGC0D0060048 | 2"X1 1/2"(60X48MM)REDÜKSİYON KAPLİN | 35 | 0,81 |
| | CGC0D0076060 | 2 1/2"X2"(76X60MM)REDÜKSİYON KAPLİN | 28 | 0,96 | 20,80 |
| | CGC0D0089060 | 3"X2"(89X60MM)REDÜKSİYON KAPLİN | 20 | 1,62 | 32,70 |
| | CGC0D0089076 | 3"X2 1/2" (89X76MM)REDÜKSİYON KAPLİN | 20 | 1,53 | 29,86 |
| | CGC0D0114060 | 4"X2"(114X60MM)REDÜKSİYON KAPLİN | 12 | 2,27 | 41,68 |
| | CGC0D0114076 | 4"X2 1/2"(114X76MM)REDÜKSİYON KAPLİN | 12 | 2,15 | 34,79 |
| | CGC0D0114089 | 4"X3"(114X89MM)REDÜKSİYON KAPLİN | 12 | 2,15 | 34,43 |
| | CGC0D0165089 | 6"X3"(165X89MM)REDÜKSİYON KAPLİN | 6 | 3,96 | 89,66 |
| | CGC0D0165114 | 6"X4" (165X114MM)REDÜKSİYON KAPLİN | 6 | 3,77 | 85,59 |
| CGC0D0219165 | 8"X6"(219X165MM)REDÜKSİYON KAPLİN | 4 | 6,22 | 150,21 | |
|  | CGE50B042 | 1 1/4"(42MM)45° DİRSEK | 90 | 0,30 | 8,98 |
| | CGE50B048 | 1 1/2"(48MM)45° DİRSEK | 60 | 0,35 | 9,76 |
| | CGE50B060 | 2"(60MM)45° DİRSEK | 36 | 0,48 | 13,19 |
| | CGE50B076 | 2 1/2"(76MM)45° DİRSEK | 24 | 0,82 | 13,30 |
| | CGE50B089 | 3"(89MM)45° DİRSEK | 12 | 1,14 | 18,22 |
| | CGE50B114 | 4"(114MM)45° DİRSEK | 8 | 1,89 | 29,69 |
| | CGE50B140 | 5"(140MM)45° DİRSEK | 2 | 2,90 | 57,36 |
| | CGE50B165 | 6"(165MM)45° DİRSEK | 2 | 3,89 | 58,60 |
| | CGE50B219 | 8"(219MM)45° DİRSEK | 1 | 6,82 | 139,97 |
| | CGE50B273 | 10"(273MM)45° DİRSEK | 12 | 14,76 | 264,61 |
| CGE50B324 | 12"(324MM)45° DİRSEK | 4 | 21,67 | 643,16 | |
|  | CGE90B034 | 1"(34MM) 90°DİRSEK | 90 | 0,24 | 7,01 |
| | CGE90B042 | 1 1/4"(42MM) 90°DİRSEK | 60 | 0,41 | 9,31 |
| | CGE90B048 | 1 1/2"(48MM) 90°DİRSEK | 50 | 0,48 | 11,09 |
| | CGE90B060 | 2"(60MM) 90°DİRSEK | 28 | 0,65 | 10,55 |
| | CGE90B076 | 2 1/2" (76MM) 90°DİRSEK | 14 | 1,15 | 15,69 |
| | CGE90B089 | 3"(89MM) 90°DİRSEK | 9 | 1,61 | 19,94 |
| | CGE90B114 | 4"(114MM) 90°DİRSEK | 4 | 2,66 | 29,31 |
| | CGE90B140 | 5"(140MM) 90°DİRSEK | 2 | 4,09 | 49,29 |
| | CGE90B165 | 6"(165MM) 90°DİRSEK | 2 | 5,99 | 68,02 |
| | CGE90B219 | 8"(219MM) 90°DİRSEK | 15 | 11,12 | 150,61 |
| | CGE90B273 | 10"(273MM) 90°DİRSEK | 8 | 24,58 | 393,95 |
| | CGE90B324 | 12"(324MM) 90°DİRSEK | 4 | 35,52 | 711,06 |







| | | | | |
|-----------|--------------------------------|----|-------|--------|
| CG300B034 | 1"(34MM)YİYLİ STANDART TE | 60 | 0,36 | 11,86 |
| CG300B042 | 1 1/4"(42MM)YİYLİ STANDART TE | 40 | 0,63 | 14,46 |
| CG300B048 | 1 1/2"(48MM)YİYLİ STANDART TE | 35 | 0,72 | 27,18 |
| CG300B060 | 2"(60MM)YİYLİ STANDART TE | 18 | 0,99 | 22,33 |
| CG300B076 | 2 1/2" (76MM)YİYLİ STANDART TE | 9 | 1,73 | 23,77 |
| CG300B089 | 3"(89MM)YİYLİ STANDART TE | 5 | 2,41 | 28,29 |
| CG300B114 | 4"(114MM)YİYLİ STANDART TE | 2 | 4,01 | 44,54 |
| CG300B140 | 5"(140MM)YİYLİ STANDART TE | 1 | 5,97 | 86,37 |
| CG300B165 | 6" (165MM)YİYLİ STANDART TE | 1 | 7,81 | 100,10 |
| CG300B219 | 8"(219MM)YİYLİ STANDART TE | 12 | 15,54 | 255,08 |
| CG300B273 | 10"(273MM)YİYLİ STANDART TE | 8 | 34,09 | 833,35 |
| CG300B324 | 12"(324MM)YİYLİ STANDART TE | 4 | 47,37 | 576,67 |






| | | | | |
|--------------|--|----|-------|--------|
| CG30DB060048 | 2"X1 1/2"(60X48MM)YİVLİ REDÜKSİYON TE | 18 | 0,79 | 19,84 |
| CG30DB076048 | 2 1/2"X1 1/2"(76X48MM)YİVLİ REDÜKSİYON T | 9 | 1,33 | 33,84 |
| CG30DB076060 | 2 1/2"X2"(76X60MM)YİVLİ REDÜKSİYON TE | 9 | 1,36 | 23,68 |
| CG30DB089042 | 3"X1 1/4"(89X42MM)YİVLİ REDÜKSİYON TE | 6 | 1,66 | 32,14 |
| CG30DB089048 | 3"X1 1/2"(89X48MM)YİVLİ REDÜKSİYON TE | 6 | 1,65 | 32,14 |
| CG30DB089060 | 3"X2"(89X60MM)YİVLİ REDÜKSİYON TE | 6 | 1,68 | 39,00 |
| CG30DB089076 | 3"X2 1/2"(89X76MM)YİVLİ REDÜKSİYON TE | 6 | 1,85 | 31,07 |
| CG30DB114034 | 4"X1"(114X34MM)YİVLİ REDÜKSİYON TE | 3 | 2,64 | 70,15 |
| CG30DB114048 | 4"X1 1/2"(114X48MM)YİVLİ REDÜKSİYON TE | 3 | 2,67 | 42,68 |
| CG30DB114060 | 4"X2"(114X60MM)YİVLİ REDÜKSİYON TE | 3 | 2,68 | 60,10 |
| CG30DB114076 | 4"X2 1/2" (114X76MM)YİVLİ REDÜKSİYON TE | 3 | 2,85 | 60,73 |
| CG30DB114089 | 4"X3"(114X89MM)YİVLİ REDÜKSİYON TE | 3 | 2,86 | 59,61 |
| CG30DB140060 | 5"X2"(140X60)YİVLİ REDÜKSİYON TE | 2 | 6,19 | 68,40 |
| CG30DB140076 | 5"X2 1/2"(140X76)YİVLİ REDÜKSİYON TE | 2 | 6,71 | 118,95 |
| CG30DB140089 | 5"X3"(140X89)YİVLİ REDÜKSİYON TE | 2 | 4,76 | 106,19 |
| CG30DB140114 | 5"X4"(140X114)YİVLİ REDÜKSİYON TE | 2 | 4,88 | 103,06 |
| CG30DB165060 | 6"X2"(165X60MM)YİVLİ REDÜKSİYON TE | 1 | 6,29 | 150,19 |
| CG30DB165076 | 6"X2 1/2" (165X76MM)YİVLİ REDÜKSİYON TE | 1 | 6,45 | 125,22 |
| CG30DB165089 | 6"X3"(165X89MM)YİVLİ REDÜKSİYON TE | 1 | 6,48 | 125,22 |
| CG30DB165114 | 6"X4" (165X114MM)YİVLİ REDÜKSİYON TE | 1 | 6,56 | 85,73 |
| CG30DB165140 | 6"X5" (165X140MM)YİVLİ REDÜKSİYON TE | 1 | 6,88 | 163,37 |
| CG30DB219089 | 8"X3"(219X89MM)YİVLİ REDÜKSİYON TE | 12 | 12,22 | 203,75 |
| CG30DB219114 | 8"X4"(219X114MM)YİVLİ REDÜKSİYON TE | 12 | 12,55 | 274,62 |
| CG30DB219140 | 8"X5" (219X140MM)YİVLİ REDÜKSİYON TE | 12 | 12,54 | 330,81 |
| CG30DB219165 | 8"X6" (219X165MM)YİVLİ REDÜKSİYON TE | 12 | 12,42 | 278,85 |
| CG30DB324165 | 12"X6"(324X165MM)YİVLİ REDÜKSİYON TE | 4 | 42,32 | 561,37 |
| CG30DB324219 | 12"X8"(324X219MM)YİVLİ REDÜKSİYON TE | 4 | 43,20 | 561,37 |



| | | | | |
|--------------|---|-----|-------|--------|
| CGJXD0042034 | 1 1/4"X1"(42X34MM)YİVLİ REDÜKSİYON | 100 | 0,20 | 6,61 |
| CGJXD0048042 | 1 1/2"X1 1/4"(48X42MM)YİVLİ REDÜKSİYON | 100 | 0,26 | 8,10 |
| CGJXD0060034 | 2"X1"(60X34MM)YİVLİ REDÜKSİYON | 60 | 0,28 | 9,31 |
| CGJXD0060042 | 2"X1 1/4"(60X42MM)YİVLİ REDÜKSİYON | 60 | 0,31 | 9,31 |
| CGJXD0060048 | 2"X1 1/2"(60X48MM)YİVLİ REDÜKSİYON | 60 | 0,32 | 9,54 |
| CGJXD0076034 | 2 1/2"X1" (76X34MM)YİVLİ REDÜKSİYON | 50 | 0,45 | 8,96 |
| CGJXD0076042 | 2 1/2"X1 1/4"(76X42MM)YİVLİ REDÜKSİYON | 50 | 0,47 | 11,20 |
| CGJXD0076048 | 2 1/2"X1 1/2" (76X48MM)YİVLİ REDÜKSİYON | 50 | 0,48 | 8,96 |
| CGJXDB076060 | 2 1/2"X2"(76X60MM)YİVLİ REDÜKSİYON | 50 | 0,49 | 10,51 |
| CGJXD0089034 | 3"X1"(89X34MM)YİVLİ REDÜKSİYON | 44 | 0,49 | 14,19 |
| CGJXD0089042 | 3"X1 1/4"(89X42MM)YİVLİ REDÜKSİYON | 44 | 0,52 | 11,72 |
| CGJXD0089048 | 3"X1 1/2"(89X48MM)YİVLİ REDÜKSİYON | 44 | 0,54 | 14,19 |
| CGJXD0089060 | 3"X2"(89X60MM)YİVLİ REDÜKSİYON | 44 | 0,56 | 14,19 |
| CGJXDB089076 | 3"X2 1/2"(89X76MM)YİVLİ REDÜKSİYON | 38 | 0,72 | 13,01 |
| CGJXD0114042 | 4"X1 1/4"(114X42MM)YİVLİ REDÜKSİYON | 25 | 0,80 | 16,67 |
| CGJXD0114048 | 4"X1 1/2"(114X48MM)YİVLİ REDÜKSİYON | 25 | 0,79 | 26,32 |
| CGJXD0114060 | 4"X2"(114X60MM)YİVLİ REDÜKSİYON | 44 | 0,49 | 20,18 |
| CGJXDB114076 | 4"X2 1/2"(114X76MM)YİVLİ REDÜKSİYON | 18 | 0,95 | 18,76 |
| CGJXD0114089 | 4"X3"(114X89MM)YİVLİ REDÜKSİYON | 18 | 0,93 | 17,83 |
| CGJXD0140060 | 5"X2"(140X60MM)YİVLİ REDÜKSİYON | 12 | 1,27 | 41,39 |
| CGJXD0140089 | 5"X3"(140X89MM)YİVLİ REDÜKSİYON | 12 | 1,53 | 40,97 |
| CGJXD0165060 | 6"X2"(165X60MM)YİVLİ REDÜKSİYON | 8 | 2,05 | 44,10 |
| CGJXDB165076 | 6"X2 1/2"(165X76MM)YİVLİ REDÜKSİYON | 8 | 1,99 | 37,89 |
| CGJXD0165089 | 6"X3"(165X89MM)YİVLİ REDÜKSİYON | 8 | 1,85 | 40,58 |
| CGJXDB165114 | 6"X4" (165X114MM)YİVLİ REDÜKSİYON | 8 | 2,08 | 37,89 |
| CGJXD0219089 | 8"X3"(219X89MM)YİVLİ REDÜKSİYON | 4 | 3,75 | 80,37 |
| CGJXD0219114 | 8"X4"(219X114MM)YİVLİ REDÜKSİYON | 4 | 4,90 | 80,37 |
| CGJXD0219140 | 8"X5"(219X140MM)YİVLİ REDÜKSİYON | 4 | 4,97 | 70,42 |
| CGJXDB219165 | 8"X6"(219X165MM)YİVLİ REDÜKSİYON | 4 | 3,79 | 79,42 |
| CGJXD0273219 | 10"X8"(273X219MM)YİVLİ REDÜKSİYON | 28 | 8,28 | 175,46 |
| CGJXD0324273 | 12"X10"(324X273MM)YİVLİ REDÜKSİYON | 18 | 13,77 | 427,81 |

| | | | | | |
|---|--------------|---|-----|------|--------|
|  | CG400B060 | 2"(60MM)YİVLİ İSTAVROZ | 10 | 1,09 | 29,71 |
| | CG400B076 | 2 1/2"(76MM)YİVLİ İSTAVROZ | 6 | 1,96 | 71,06 |
| | CG400B089 | 3"(89MM)YİVLİ İSTAVROZ | 3 | 2,33 | 110,39 |
| | CG400B114 | 4"(114MM)YİVLİ İSTAVROZ | 2 | 3,69 | 106,96 |
| | CG400B165 | 6"(165MM)YİVLİ İSTAVROZ | 12 | 9,68 | 287,26 |
|  | CGP000034 | 1"(34MM)KÖR TAPA | 200 | 0,09 | 3,55 |
| | CGP000042 | 1 1/4"(42MM)KÖR TAPA | 150 | 0,12 | 2,84 |
| | CGP000048 | 1 1/2"(48MM)KÖR TAPA | 100 | 0,16 | 3,55 |
| | CGP000060 | 2"(60MM)KÖR TAPA | 80 | 0,22 | 6,87 |
| | CGP000076 | 2 1/2" (76MM)KÖR TAPA | 60 | 0,39 | 8,98 |
| | CGP000089 | 3"(89MM)KÖR TAPA | 50 | 0,48 | 11,86 |
| | CGP000114 | 4"(114MM)KÖR TAPA | 30 | 0,78 | 12,45 |
| | CGP000140 | 5"(140MM)KÖR TAPA | 20 | 1,41 | 28,65 |
| | CGP000165 | 6"(165MM)KÖR TAPA | 12 | 1,60 | 32,14 |
| | CGP000219 | 8"(219MM)KÖR TAPA | 8 | 3,71 | 60,86 |
| | CGP000273 | 10"(273MM)KÖR TAPA | 70 | 6,98 | 118,06 |
|  | CGFP00060 | 2"(60MM)YİVLİ FLANS | 12 | 2,07 | 29,27 |
| | CGFP00076 | 2 1/2"(76MM)YİVLİ FLANS | 10 | 2,32 | 38,25 |
| | CGFP00089 | 3"(89MM)YİVLİ FLANS | 10 | 2,78 | 36,33 |
| | CGFP00114 | 4"(114MM)YİVLİ FLANS | 8 | 3,53 | 48,00 |
| | CGFP00140 | 5"(140MM)YİVLİ FLANS | 6 | 3,98 | 61,97 |
| | CGFP00165 | 6" (165MM)YİVLİ FLANS | 120 | 4,09 | 76,49 |
| | CGFP00219 | 8"(219MM)YİVLİ FLANS | 80 | 8,10 | 144,80 |
|  | CG3MDB060042 | 2"X1 1/4" (60X42MM)YİVLİ MEKANİK TE | 28 | 0,72 | 28,20 |
| | CG3MDB060048 | 2"X1 1/2" (60X48MM)YİVLİ MEKANİK TE | 28 | 0,77 | 27,61 |
| | CG3MDB076034 | 2 1/2"X1" (76X34MM)YİVLİ MEKANİK TE | 22 | 1,02 | 28,09 |
| | CG3MDB076042 | 2 1/2"X1 1/4" (76X42MM)YİVLİ MEKANİK TE | 22 | 1,10 | 20,84 |
| | CG3MDB076048 | 2 1/2"X1 1/2" (76X48MM)YİVLİ MEKANİK TE | 22 | 1,13 | 20,84 |
| | CG3MDB089034 | 3"X1"(89X34MM)YİVLİ MEKANİK TE | 14 | 1,04 | 27,39 |
| | CG3MDB089048 | 3"X1 1/2" (89X48MM)YİVLİ MEKANİK TE | 14 | 1,16 | 34,56 |
| | CG3MDB089060 | 3"X2"(89X60MM)YİVLİ MEKANİK TE | 14 | 1,25 | 28,93 |
| | CG3MDB114034 | 4"X1"(114X34MM)YİVLİ MEKANİK TE | 12 | 1,22 | 31,58 |
| | CG3MDB114042 | 4"X1 1/4" (114X42MM)YİVLİ MEKANİK TE | 12 | 1,68 | 42,51 |
| | CG3MDB114048 | 4"X1 1/2" (114X48MM)YİVLİ MEKANİK TE | 12 | 1,34 | 32,48 |
| | CG3MDB114060 | 4"X2" (114X60MM)YİVLİ MEKANİK TE | 10 | 1,43 | 38,80 |
| | CG3MDB114076 | 4"X2 1/2" (114X76MM)YİVLİ MEKANİK TE | 9 | 1,54 | 32,46 |
| | CG3MDB114089 | 4"X3" (114X89MM)YİVLİ MEKANİK TE | 8 | 1,77 | 40,58 |
| | CG3MDB140048 | 5"X1 1/2" (140X48MM)YİVLİ MEKANİK TE | 10 | 1,95 | 45,45 |
| | CG3MDB140060 | 5"X2" (140X60MM)YİVLİ MEKANİK TE | 8 | 2,06 | 49,40 |
| | CG3MDB140076 | 5"X2 1/2"(140X76MM)YİVLİ MEKANİK TE | 6 | 2,15 | 45,45 |
| | CG3MDB140089 | 5"X3" (140X89MM)YİVLİ MEKANİK TE | 5 | 2,37 | 45,45 |
| | CG3MDB140114 | 5"X4"(140X114MM)YİVLİ MEKANİK TE | 4 | 2,87 | 47,99 |
| | CG3MDB165042 | 6"X1 1/4" (165X42MM)YİVLİ MEKANİK TE | 6 | 2,28 | 68,28 |
| | CG3MDB165060 | 6"X2" (165X60MM)YİVLİ MEKANİK TE | 5 | 2,40 | 46,26 |
| | CG3MDB165076 | 6X2" 1/2" (165X76MM)YİVLİ MEKANİK TE | 5 | 2,49 | 45,60 |
| | CG3MDB165089 | 6" X3" (165X89MM)YİVLİ MEKANİK TE | 4 | 2,70 | 52,66 |
| | CG3MDB165114 | 6" X4" (165X114MM)YİVLİ MEKANİK TE | 3 | 3,13 | 56,76 |
| | CG3MDB219060 | 8"X2" (219X60MM)YİVLİ MEKANİK TE | 3 | 3,73 | 74,27 |
| | CG3MDB219076 | 8"X2" 1/2" (219X76MM)YİVLİ MEKANİK TE | 2 | 3,74 | 78,93 |
| | CG3MDB219089 | 8"X3" (219X89MM)YİVLİ MEKANİK TE | 2 | 3,96 | 104,83 |
| | CG3MDB219114 | 8"X4" (219X114MM)YİVLİ MEKANİK TE | 2 | 4,61 | 108,47 |

| | | | | | |
|---|--------------------------------------|---|------|-------|-------|
|  | CT3MD0060021 | 2"X1/2"(60X21MM)DİSLİ MEKANİK TE | 32 | 0,69 | 17,18 |
| | CT3MD0060027 | 2"X3/4"(60X27MM)DİSLİ MEKANİK TE | 32 | 0,66 | 17,18 |
| | CT3MD0060034 | 2"X1" (60X34MM)DİSLİ MEKANİK TE | 28 | 0,72 | 14,94 |
| | CT3MD0060042 | 2"X11/4"(60X42MM)DİSLİ MEKANİK TE | 28 | 0,83 | 17,41 |
| | CT3MD0060048 | 2"X11/2" (60X48MM)DİSLİ MEKANİK TE | 28 | 0,85 | 18,29 |
| | CT3MD0076021 | 2 1/2"X1/2"(76X21MM)DİSLİ MEKANİK TE | 22 | 1,09 | 17,96 |
| | CT3MD0076027 | 2 1/2"X3/4"(76X27MM)DİSLİ MEKANİK TE | 22 | 1,07 | 17,96 |
| | CT3MD0076034 | 21/2"X1" (76X34MM)DİSLİ MEKANİK TE | 22 | 1,12 | 16,55 |
| | CT3MD0076042 | 2 1/2".X11/4" (76X42MM)DİSLİ MEKANİK TE | 22 | 1,20 | 16,98 |
| | CT3MD0076048 | 21/2"X11/2" (76X48MM)DİSLİ MEKANİK TE | 22 | 1,25 | 16,63 |
| | CT3MD0089021 | 3"X1/2"(89X21MM)DİSLİ MEKANİK TE | 16 | 1,04 | 20,84 |
| | CT3MD0089027 | 3"X3/4"(89X27MM)DİSLİ MEKANİK TE | 16 | 1,02 | 18,84 |
| | CT3MD0089034 | 3"X1" (89X34MM)DİSLİ MEKANİK TE | 15 | 1,05 | 20,48 |
| | CT3MD0089042 | 3"X11/4" (89X42MM)DİSLİ MEKANİK TE | 15 | 1,13 | 20,92 |
| | CT3MD0089048 | 3"X11/2" (89X48MM)DİSLİ MEKANİK TE | 15 | 1,14 | 20,95 |
| | CT3MD0089060 | 3"X2"(89X60MM)DİSLİ MEKANİK TE | 14 | 1,31 | 21,02 |
| | CT3MD0114021 | 4"X1/2"(114X21MM)DİSLİ MEKANİK TE | 12 | 1,61 | 26,61 |
| | CT3MD0114027 | 4"X3/4"(114X27MM)DİSLİ MEKANİK TE | 12 | 1,58 | 26,61 |
| | CT3MD0114034 | 4"X1" (114X34MM)DİSLİ MEKANİK TE | 12 | 1,24 | 25,22 |
| | CT3MD0114042 | 4"X11/4" (114X42MM)DİSLİ MEKANİK TE | 12 | 1,32 | 23,26 |
| | CT3MD0114048 | 4"X11/2"(114X48MM)DİSLİ MEKANİK TE | 12 | 1,34 | 25,83 |
| | CT3MD0114060 | 4"X2" (114X60MM)DİSLİ MEKANİK TE | 10 | 1,44 | 25,57 |
| | CT3MD0114076 | 4"X2 1/2" (114X76MM)DİSLİ MEKANİK TE | 9 | 1,70 | 34,52 |
| | CT3MD0114089 | 4"X3" (114X89MM)DİSLİ MEKANİK TE | 8 | 1,96 | 42,90 |
| | CT3MD0140034 | 5"X1"(140X34MM)DİSLİ MEKANİK TE | 10 | 1,80 | 35,94 |
| | CT3MD0140042 | 5"X11/4"(140X42MM)DİSLİ MEKANİK TE | 10 | 1,95 | 36,51 |
| | CT3MD0140048 | 5"X11/2" (140X48MM)DİSLİ MEKANİK TE | 10 | 1,95 | 37,52 |
| | CT3MD0140060 | 5"X2" (140X60MM)DİSLİ MEKANİK TE | 8 | 2,13 | 36,92 |
| | CT3MD0140076 | 5"X21/2"(140X76MM)DİSLİ MEKANİK TE | 6 | 2,36 | 41,57 |
| | CT3MD0140089 | 5"X3" (140X89MM)DİSLİ MEKANİK TE | 5 | 2,63 | 42,13 |
| | CT3MD0165034 | 6"X1"(165X34MM)DİSLİ MEKANİK TE | 8 | 2,17 | 35,43 |
| CT3MD0165048 | 6"X1 1/2" (165X48MM)DİSLİ MEKANİK TE | 8 | 2,29 | 38,68 | |
| CT3MD0165060 | 6"X2"(165X60MM)DİSLİ MEKANİK TE | 7 | 2,46 | 39,27 | |
| CT3MD0165076 | 6"X2 1/2"(165X76MM)DİSLİ MEKANİK TE | 4 | 2,61 | 52,10 | |
| CT3MD0165089 | 6"X3"(165X89MM)DİSLİ MEKANİK TE | 4 | 2,90 | 62,98 | |
| CT3MD0219060 | 8"X2" (219X60MM)DİSLİ MEKANİK TE | 3 | 3,73 | 70,01 | |
| CT3MD0219114 | 8"X4" (219X114MM)DİSLİ MEKANİK TE | 2 | 4,95 | 80,92 | |
|  | CT3MDU042021 | 11/4"X1/2"(42X21MM)SPRİNKLER(U BOLT)TE | 50 | 0,40 | 8,91 |
| | CT3MDU042027 | 11/4"X3/4"(42X27MM)SPRİNKLER(U BOLT)TE | 50 | 0,44 | 9,76 |
| | CT3MDU042034 | 11/4"X1"(42X34MM)SPRİNKLER(U BOLT)TE | 50 | 0,48 | 9,76 |
| | CT3MDU048021 | 11/2"X1/2"(48X21MM)SPRİNKLER(U BOLT)TE | 50 | 0,39 | 8,06 |
| | CT3MDU048027 | 11/2"X3/4"(48X27MM)SPRİNKLER(U BOLT)TE | 50 | 0,42 | 8,06 |
| | CT3MDU048034 | 11/2"X1"(48X34MM)SPRİNKLER(U BOLT)TE | 50 | 0,47 | 8,25 |
| | CT3MDU060021 | 2"X1/2"(60X21MM)SPRİNKLER(U BOLT)TE | 45 | 0,40 | 10,75 |
| | CT3MDU060027 | 2"X3/4"(60X27MM)SPRİNKLER(U BOLT)TE | 45 | 0,43 | 9,35 |
| | CT3MDU060034 | 2"X1"(60X34MM)SPRİNKLER(U BOLT)TE | 45 | 0,48 | 9,63 |
| | CT3MDU076034 | 2 1/2"X1"(76X34MM)SPRİNKLER(U BOLT)TE | 40 | 0,50 | 11,42 |
|  | CTJXD0089048 | 3"X1 1/2 " (89X48MM)İÇ DİŞLİ YİVLİ REDÜKSİYON | 44 | 0,54 | 14,82 |
| | CTJXD0089060 | 3"X2 " (89X60MM)İÇ DİŞLİ YİVLİ REDÜKSİYON | 44 | 0,56 | 16,67 |
| | CTJXD0089042 | 3"X1 1 1/4 " (89X42MM)İÇ DİŞLİ YİVLİ | 44 | 0,52 | 20,75 |
| | CTJXD0089034 | 3"X1 1" (89X34MM)İÇ DİŞLİ YİVLİ REDÜKSİYON | 44 | 0,49 | 16,00 |
| | CTJXD0114060 | 4"X 2 " (114X60MM)İÇ DİŞLİ YİVLİ REDÜKSİYON | 44 | 0,49 | 21,82 |
| CTJXD0114048 | 4"X1 1/2 " (114X48MM)İÇ DİŞLİ YİVLİ | 25 | 0,79 | 21,34 | |